

SUFFOLK CONSTABULARY

REDESIGNING THE LOCAL POLICING
OPERATING MODEL TO KEEP SUFFOLK SAFE

Public Information Booklet



SUFFOLK
CONSTABULARY



Suffolk Police and
Crime Commissioner

Making Suffolk a safer place to live, work, travel and invest



Introduction

Suffolk Constabulary will be changing its local policing model from December 2023 to ensure we continue to provide the best possible service for the public.

We understand it is crucial for officers to be where people need them to be, when they are needed the most.

The demands on neighbourhood policing have risen enormously over the last few years, increasing the pressure on our teams.

Our priority will always be to do all we can to keep the public safe and bring criminals to justice. To achieve that we need to evolve.

This reshaping of our local policing structure will enhance the way we respond to emergencies, deal with other incidents, investigate offences, prevent crime, and interact with communities across Suffolk.

The new model will be comprised of three parts: Community Policing Teams, Response Investigation Teams, and a County Partnership and Prevention Hub.

Community Policing Teams

Community policing is the bedrock of all we do. There are 50 new Community Policing Areas with 80 Community Policing Officers. They will be more visible and have local ownership of the areas they serve. Officers, supported by Police Community Support Officers, will be embedded in their specific Community Policing Areas. This will enable them to understand better the public's concerns and target our activity where it is needed most.

The constabulary's existing Rural and Wildlife Team and Kestrel Teams, which proactively target neighbourhood crime across the county, will remain unchanged. They will support the Community Policing Teams.

Response Investigation Teams

Officers working in our Neighbourhood Response Teams will no longer only respond to emergencies. They will now be part of Response Investigation Teams, who will have additional officers moved from the current Safer Neighbourhood Teams. They will continue to be responsible for emergency and non-emergency calls, but they will also tackle high-volume crime investigations.

County Partnership and Prevention Hub

The hub will co-ordinate the work between police and partners across Suffolk and will provide consistent delivery of frontline policing across the county. Among its responsibilities will be anti-social behaviour, hate crime, and issues with children and young people, along with neighbourhood policing.

We strive to do all we can to listen to our communities, and to live up to their expectations. The remodelled local policing structure is being put in place as a result of extensive research, including analysis of our demand.

The new model will not increase the number of officers and staff we have in local policing. What it will do is ensure they have the best opportunity to be in the right place at the right time, doing the things the public expect from us.

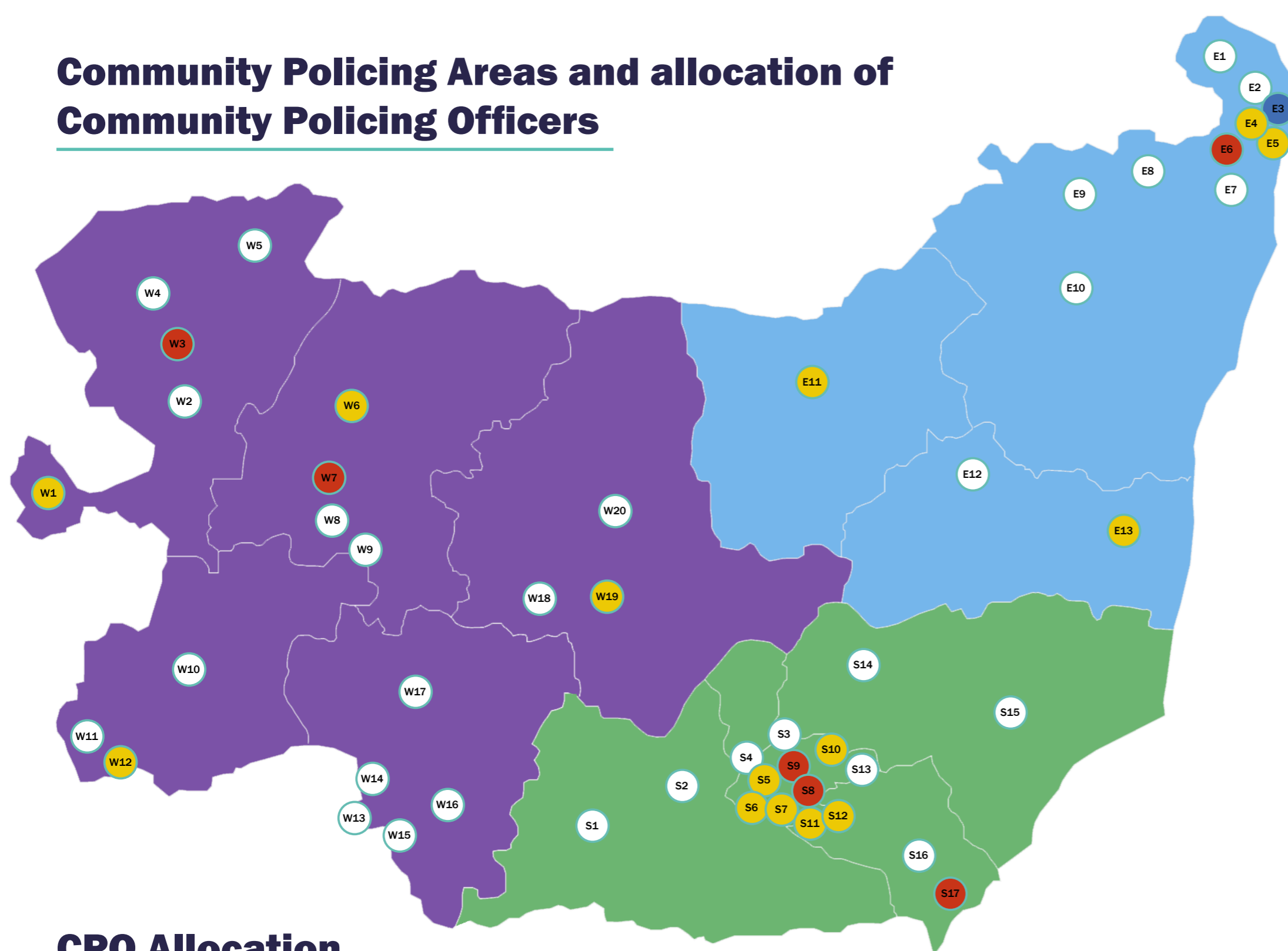
Our vision has always been, and will continue to be, to ensure Suffolk remains a safe place to live, work, travel, and invest.

If you have a view to share about the new operating model, please email at cpcoperatingmodel@suffolk.police.uk


Chief Constable Rachel Kearton
www.suffolk.police.uk

Police & Crime Commissioner Tim Passmore
www.suffolk-pcc.gov.uk


Community Policing Areas and allocation of Community Policing Officers



CPO Allocation




1 CPO



2 CPO's



3 CPO's



5 CPO's

East	Ref	Locality
Guntton, Oulton and Lothingland	E1	Lowestoft
St. Margarets	E2	Lowestoft
Harbour	E3	Lowestoft
Normanston	E4	Lowestoft
Kirkley	E5	Lowestoft
Pakefield and Whitton	E6	Lowestoft
Carlton Colville and Kessingland	E7	Lowestoft
Beccles and Worlingham	E8	Lowestoft
Bungay and Wainford	E9	Lowestoft
Halesworth and Southwold	E10	Halesworth
Debenham and Eye	E11	Halesworth
Framlingham and Yoxford	E12	Halesworth
Leiston, Saxmundham and Aldeburgh	E13	Halesworth
South	Ref	Locality
Hadleigh and Nayland	S1	Ipswich West
Claydon, Copdock and Peninsula	S2	Ipswich West
Whitton and Castle Hill	S3	Ipswich West
Whitehouse	S4	Ipswich West
Gipping	S5	Ipswich West
Stoke Park and Sprites	S6	Ipswich West
Bridge	S7	Ipswich West
Alexandra	S8	Ipswich Central
Westgate and St. Margaret's	S9	Ipswich Central
Rushmere and St. Johns	S10	Ipswich East
Gainsborough and Holywells	S11	Ipswich East
Priory Heath	S12	Ipswich East
Kesgrave and Bixley	S13	Ipswich East
Woodbridge and Wickham Market	S14	Ipswich East
Deben and Orford	S15	Ipswich East
Martlesham and Orwell	S16	Ipswich East
Felixstowe	S17	Ipswich East
West	Ref	Locality
Newmarket	W1	Forest Heath
Manor and Red Lodge	W2	Forest Heath
Mildenhall	W3	Forest Heath
Lakenheath and the Rows	W4	Forest Heath
Brandon	W5	Forest Heath
Bury Rural North	W6	Bury St Edmunds
BSE Town - North	W7	Bury St Edmunds
BSE Town - South	W8	Bury St Edmunds
Bury Rural South	W9	Bury St Edmunds
Haverhill Rural and Suffolk South West	W10	Sudbury & Haverhill
Haverhill Town - North and West	W11	Sudbury & Haverhill
Haverhill Town - South and East	W12	Sudbury & Haverhill
Sudbury Town - South	W13	Sudbury & Haverhill
Sudbury Town - North and East	W14	Sudbury & Haverhill
Great Cornard	W15	Sudbury & Haverhill
Waldingfield, Boxford and Bures	W16	Sudbury & Haverhill
Sudbury Rural North	W17	Sudbury & Haverhill
Mid-Suffolk South and West	W18	Stowmarket
Stowmarket	W19	Stowmarket
Mid-Suffolk North and East	W20	Stowmarket



Response Investigation Teams

What is changing?

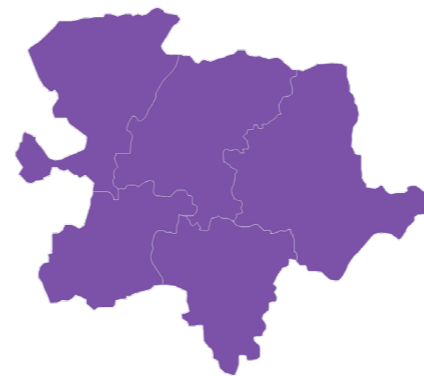
The current Neighbourhood Response Teams (NRT) will become the Response Investigation Teams (RIT). The change in name brings renewed focus on quality investigations and there will be an increase in officers in the RIT's, moving across from the current Safer Neighbourhood Teams.

The RIT will respond to incoming demand of both emergency and non-emergency calls, including missing people and will investigate volume crime that is not allocated into the Criminal Investigations Department or the Safeguarding Investigation Units.

The RIT will investigate some volume crime that was previously investigated by the Safer Neighbourhood Teams.

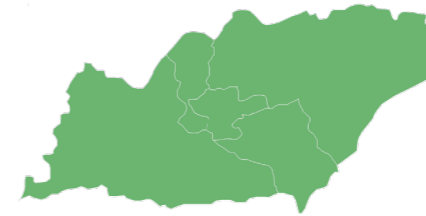
Where will the Response Investigation Teams be based?

The Response Investigation Teams will be based right across Suffolk.



West Area

Bury St Edmunds
Forest Heath
Sudbury
Haverhill
Stowmarket



South Area

Ipswich West/Central
Ipswich East & Woodbridge
Felixstowe



East Area

Lowestoft
Halesworth

The Response Investigation Teams will consist of the following numbers across 5 teams in each command area:

West Area

5 Inspectors
25 Sergeants
155 Police Constables

South Area

5 Inspectors
25 Sergeants
170 Police Constables

East Area

5 Inspectors
15 Sergeants
95 Police Constables

SUFFOLK CONSTABULARY

REDESIGNING THE LOCAL POLICING OPERATING
MODEL TO KEEP SUFFOLK SAFE



**SUFFOLK
CONSTABULARY**



**Suffolk Police and
Crime Commissioner**

Making Suffolk a safer place to live, work, travel and invest